



PRO PUMP™

HYDROPONIC PUMPS

Pro Pumps are heavy duty magnetically driven centrifugal pumps.

Models 275 and 500 can be used submerged or in-line: model 150 can be used submerged only.

INSTALLATION

Install in your reservoir or in-line as per your hydroponic system instructions. If you are customizing your own system, ask your Pro Pump dealer for additional fittings and advice. Make sure the intake is as low as possible in your reservoir and that outflow tubing is not kinked. Pumps must be placed below water level to work. Pro Pumps work best when they are no more than 1-2 feet below the tray into which you want to pump (under 1 foot for model 150).

TIMING

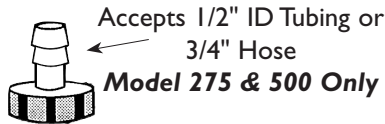
Depending on the type of hydroponic system you want to operate, your Pro Pump will require a timer. Always use an appropriate timer (two prong cord to two prong timer, three prong cord to three prong timer). For multiple day, multiple ON/OFF timing, a 7-day Digital Timer 15 amp is recommended. Ask your Pro Pump dealer for availability.

USAGE

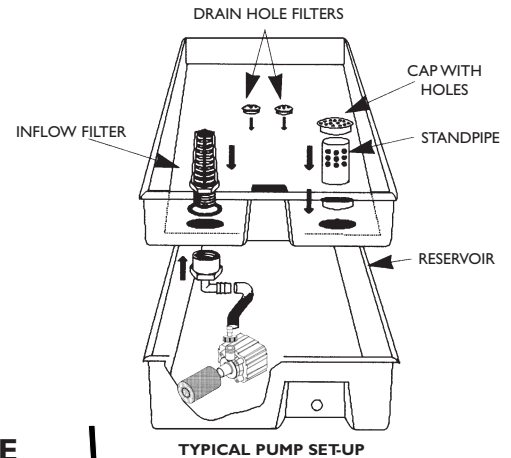

Model 150 - Up to 10 gallon reservoir

Model 275 - 10 to 25 gallon reservoir

Model 500 - 25 to 50 gallon reservoir



PUMP POSITION FOR MAXIMUM INTAKE



MAINTENANCE AND TROUBLESHOOTING

Periodically inspect and clean the intake filter and grill to remove any foreign material. The housing can be removed to inspect for interior particles if pump has slowed down or stopped. When housing is removed, pull out impeller assembly (do not take apart) and check for foreign matter. Then clean and reassemble making sure "O" ring (model 275 & 500) is properly placed. Submerge in water and recheck. The pumps will not work if an airlock is created in the housing.

ELECTRICAL AND SAFETY PRECAUTIONS

WARNING - RISK OF ELECTRIC SHOCK!

These pumps (Model 275 & 500) are supplied with grounded plugs. To reduce risk of shock be certain to use only in a properly grounded receptacle.

- Never immerse plug in water.
- Do not allow pump to run completely dry for any length of time.
- Do not pump oils, gasoline or any solvents.

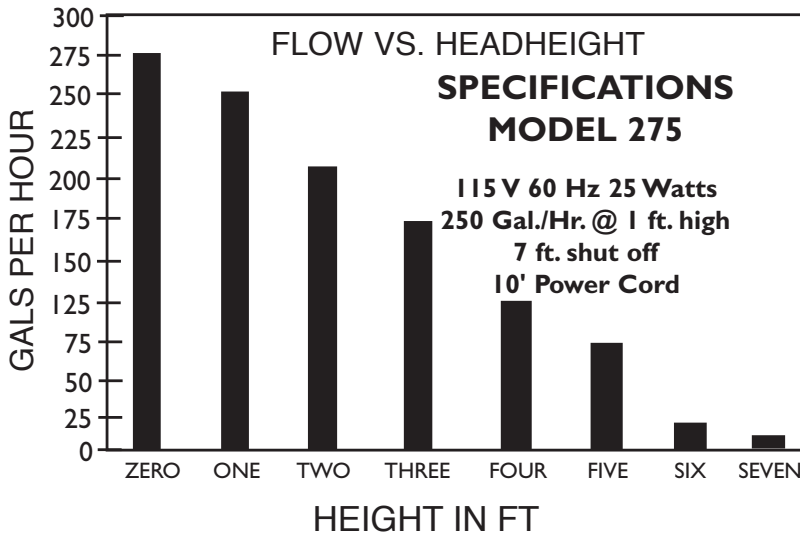
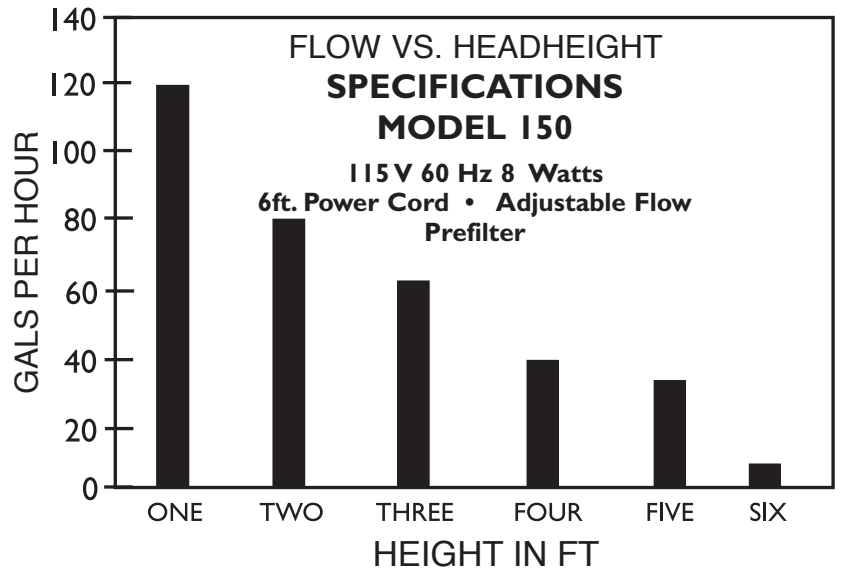
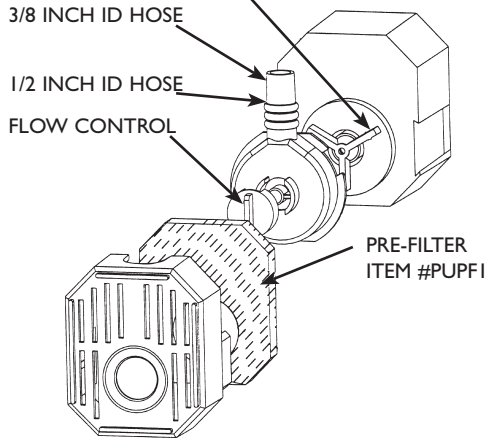
WARRANTY

Your Pro Pump is guaranteed to work for one year from the date of retail purchase. Replaceable filter material not included. Save your retail receipt/invoice, a copy is required for all warranty work. Any alterations to a pump or cord will void warranty.

If your pump still doesn't work after following the troubleshooting guidelines above, contact the place of purchase for repair or replacement. Pro Pumps are sold and serviced only through dealers.

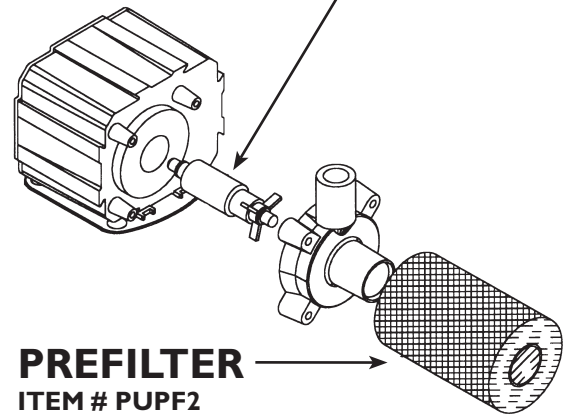
COMPLETE IMPELLER

ITEM # PUI50



COMPLETE IMPELLER

ITEM # PU275



COMPLETE IMPELLER

PART # PU500

